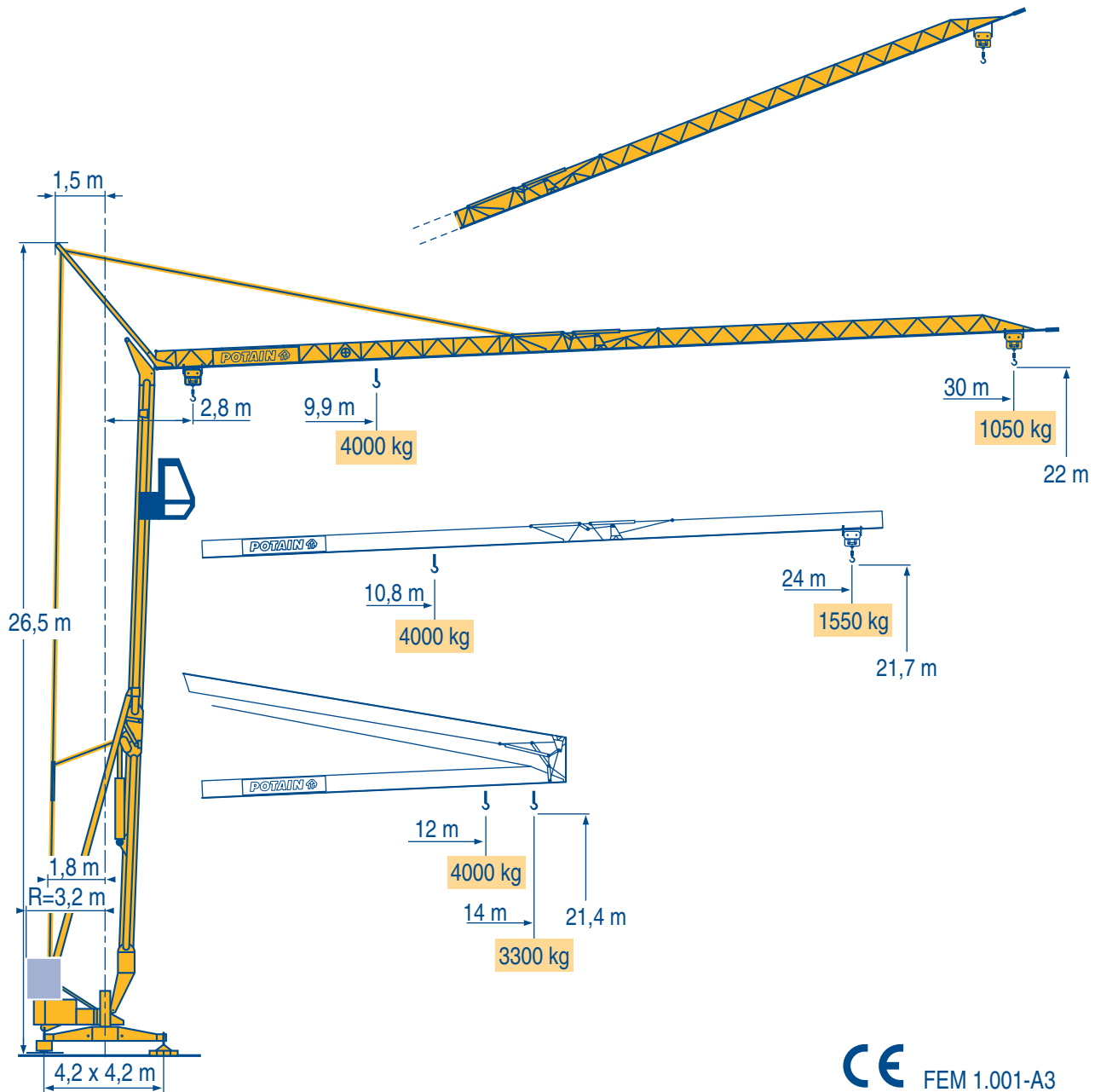


HDM 32 B



Igo
HD
HDM



HDT



GTMR



CITY CRANE



TOPKIT MD
MAXI MD



MAXI TOPKIT



Topless MDT



MR



CE FEM 1.001-A3



POTAIN


Courbes de charges
Lastkurven



Load diagrams
Curvas de cargas



Curve di carico
负荷曲线



30 m	2,8 ▶ 12 14 m	4000 3300 kg	9,9	10	11	12	13	15	17	17,6	19	20	22	24	26	28	30 m	
			4000	3960	3510	3140	2840	2380	2040	-	1780	1670	1480	1330	1200	1090	1000 kg	
											2000	1830	1720	1530	1380	1250	1140	1050 kg
24 m	2,8 ▶ 12 14 m	4000 3300 kg	10,8	11	12	13	15	17	18	19,4	20	22	24 m					
			4000	3920	3510	3180	2670	2290	2140	-	1880	1670	1500 kg					
LTO 1											2000	1930	1720	1550 kg				

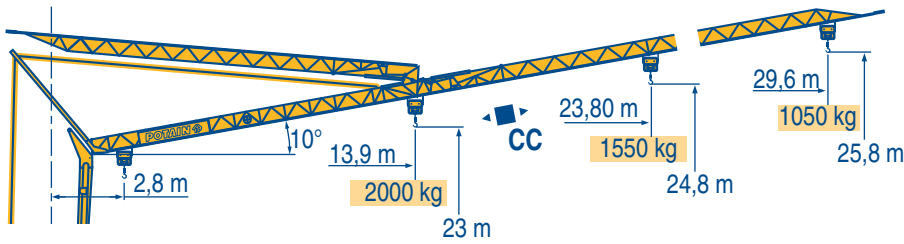
Flèche relevée
Ausleger in Steilstellung



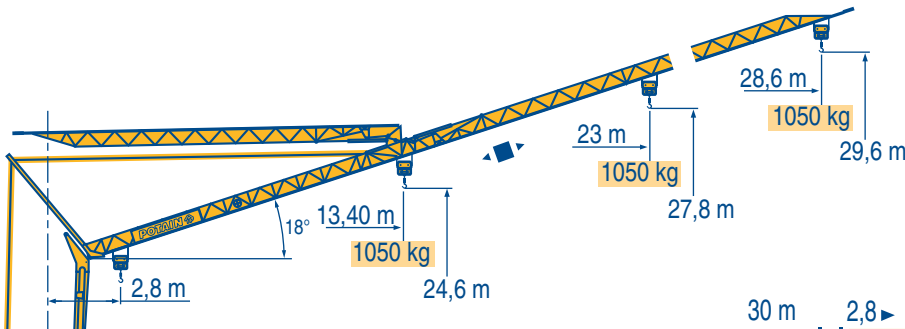
Luffing jib
Flecha izada



Braccio impennato
起升吊臂



30 m	2,8 ▶	17,1	17,4	18	20	22	25	27	29,6 m						
		2000	-	1870	1640	1460	1240	1130	1000 kg						
									2000	1920	1690	1510	1290	1180	1050 kg
24 m	2,8 ▶			18,8	19,2	20	22	23,8 m							
				2000	-	1860	1650	1500 kg							
									2000	1910	1700	1550 kg			



30 m	2,8 ▶							28,6 m
								1000 kg
								1050 kg
24 m	2,8 ▶						23 m	
								1000 kg
								1050 kg

LTO 1



Chariot distributeur
Chariot distributeur
et courbes de charges



Traversing trolley
Traversing trolley
and load diagrams



Carrellino distributore
Carrellino distributore
e curve di carico



Verfahrbare laufkatze
Verfahrbare laufkatze
und lastkurven



Carro distribuidor
Carro distribuidor
y curvas de cargas



变幅小车
变副滑车和
负荷曲线



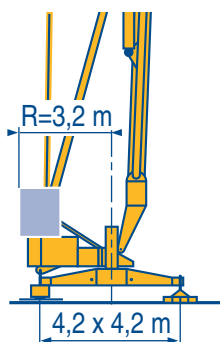
Réactions
Eckdrücke



Reactions
Reacciones



Reazioni
反力



F1 ● 21,2 t ■ 13,9 t

👤 11,1 t

LTO 1

● Réactions en service
■ Réactions hors service
👤 A vide sans lest (ni train de transport) avec flèche et hauteur maximum



● Reactions in service
■ Reactions out of service
👤 Without load, ballast (or transport axes), with maximum jib and maximum height.



● Reazioni in servizio
■ Reazioni fuori servizio
👤 A vuoto, senza zavorra (ne assali di trasporto) con braccio massimo e altezza massima



● Reaktionskräfte in Betrieb
■ Reaktionskräfte außer Betrieb
👤 Ohne Last, Ballast (und Transportachse), mit Maximalausleger und Maximalhöhe.



● Reacciones en servicio
■ Reacciones fuera de servicio
👤 Sin carga, sin lastre, (ni tren de transporte), flecha y altura máxima.



● 工作状态下的反应
■ 非工作状态下的反应
👤 空载无压重也无运输车有吊臂和最大高度



Mécanismes
Antriebe



Mechanisms
Mecanismos



Meccanismi
机构



										ch - PS hp	kW	
▲ ▼	15 LVF 10	m/min	5	27	43	53	2,5	13,5	21,5	26,5	15	11
		kg	2000	2000	1250	1050	4000	4000	2500	2000		
◀ ▶	15 RPC 10 A	m/min	9	27	54		4,5	13,5	27		15	11
		kg	2000	2000	1050		4000	4000	2000			
◀ ▶	3 D2 V5/2	m/min	21 - 42								2,7	2
🔄	RVF 2 30	tr/min U/min rpm	0 → 0,2 → 0,8								1,5	1,1

CEI 38		IEC 38	kVA	
400 V (+6% -10%) 50 Hz			20 kVA	84/534 - 87/405

LTO 2

▲
▼
◀
▶
🔄
👤
Conforme aux directives CEE 84/534 et 87/405 sur le niveau acoustique



● Hoisting
■ Trolleying
● Sewing
In compliance with the EEC 84/534 and 87/405 Instructions on noise level



● Sollevamento
■ Distribuzione
● Rotazione
Conforme alle direttive CEE 84/534 e 87/405 sul livello acustico



▲
▼
◀
▶
🔄
👤
Gemäss EWG-Richtlinien 84/534 und 87/405 für den Schall-Leistungspegel

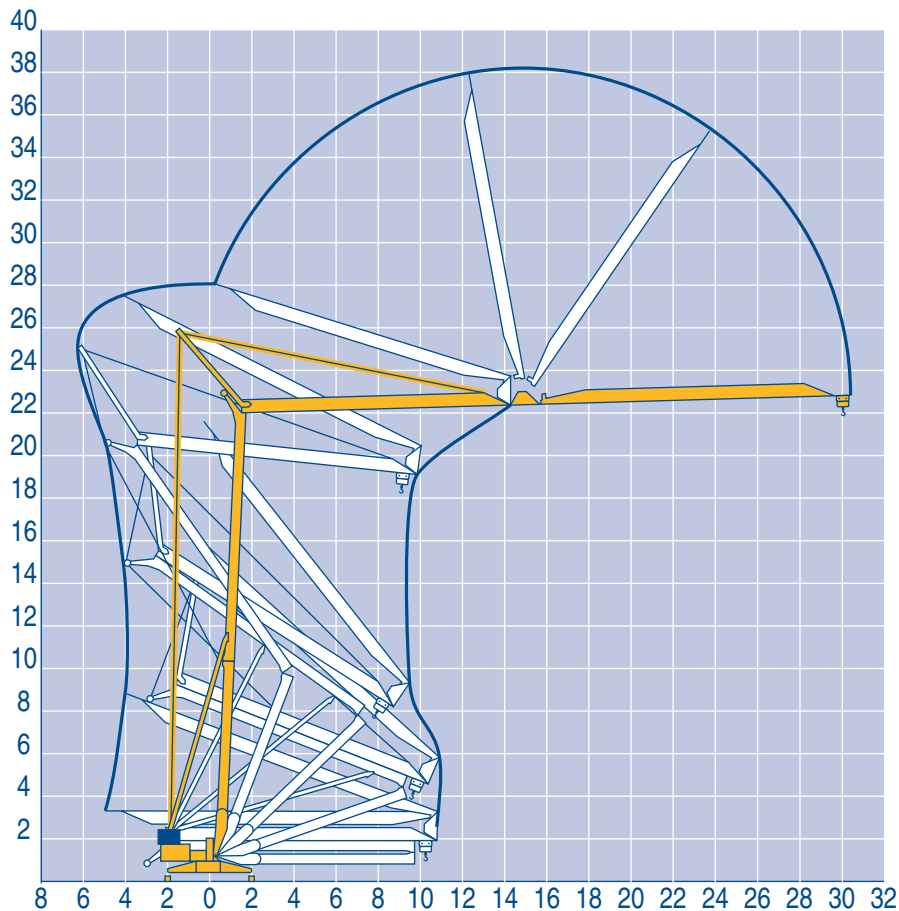


● Elevación
■ Distribución
● Orientación
Conforme con las directivas CEE 84/534 y 87/405 sobre el nivel acustico



● 起升
■ 变幅
● 回转
符合 CEE 84/534 - CEE 87/405 声响应度规定





LTO 1

Version semi-portée lestée

F

Tractor towed version
with ballast

GB

Versione semi rimorchio
con zavorra

I

Ausführung als Sattelaufleger
mit ballast

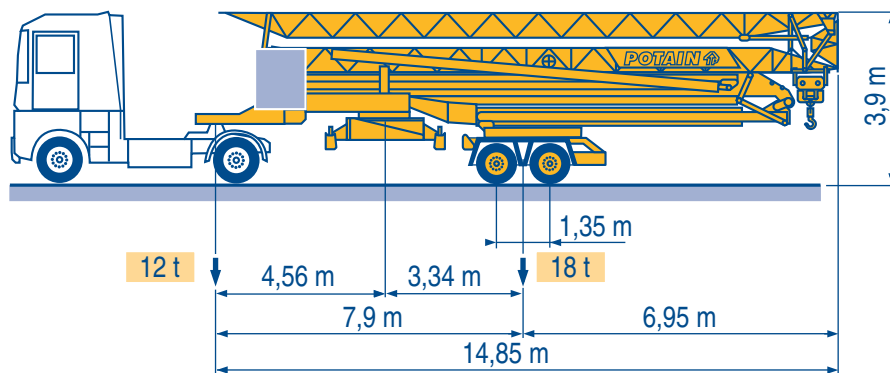
D

Version en semi-remorque
con lastre

E

带压重半拖挂

C



SL121/S215M

SL122/J215M

LTO 1

POTAIN ↑
GROUPE LEGRIS INDUSTRIES

18.Rue de Charbonnières, B.P. 173
F-69132 ECULLY Cedex

Tél. (33)04.72.18.20.20
Fax (33)04.72.18.20.00
http://www.potain.com
E-mail : mkt@potain.fr

HDM 32 B

Copyright.Reproduction interdite © POTAIN 2000

Deutschland

POTAIN GmbH

Tel : 06.105.704.0

Italia

POTAIN S.p.A.

Tel : 0.331.49.33.11

Singapore

POTAIN PTE LTD

Tel : (00.65) 227.1550